

Bollard R-7532

General Description:

The R-7532 Decorative Bollard is modelled after cannon barrels once used as boundary markers to demarcate newly conquered territories. R-7532 bollards are topped with a disc-style finial for modern decorative flair. Made from versatile ductile iron, its wide body suits larger pipe reinforcement (up to 8" diameter) for better impact protection. Bollard surfaces are protected by a durable powder coating, available in 6 standard colors, to prevent wear and corrosion. Use as fixed, stand-alone bollards or cover impact-resistant security posts.

Specifications:

Height: 53 3/4"  
Base Diameter: 16"  
Weight: 220 lbs ( Bollard Only )  
Material: Ductile Iron  
Max. Interior Security Post Size:  
8" x 36" (Diameter x Height)

Finish Options:

⊙ Polyester Powdercoated

See Reliance Foundry's standard color options at:  
[www.reliance-foundry.com/bollard/colors-bollards](http://www.reliance-foundry.com/bollard/colors-bollards)

Installation Options:

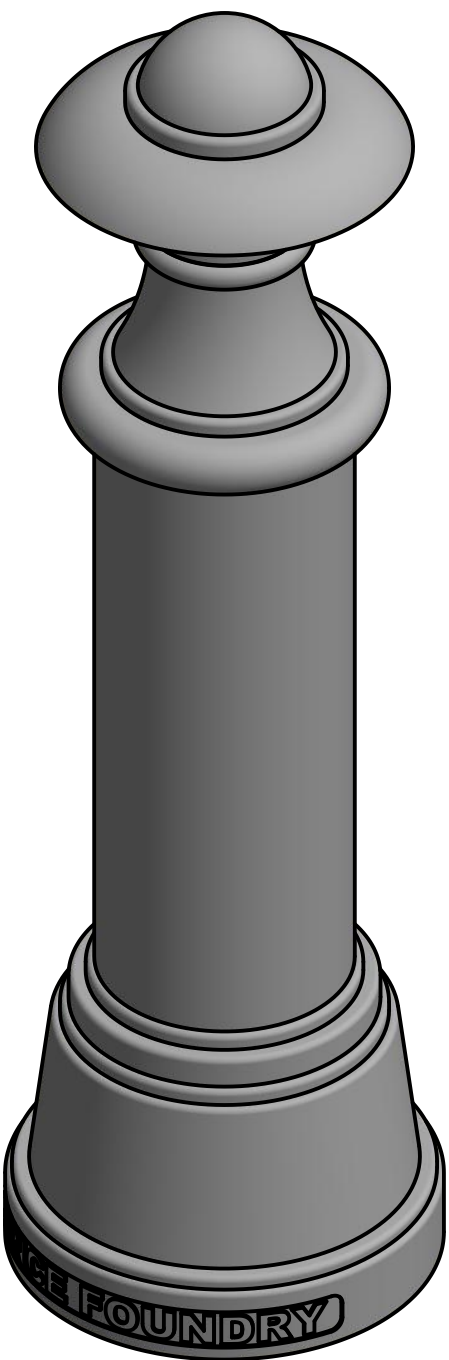
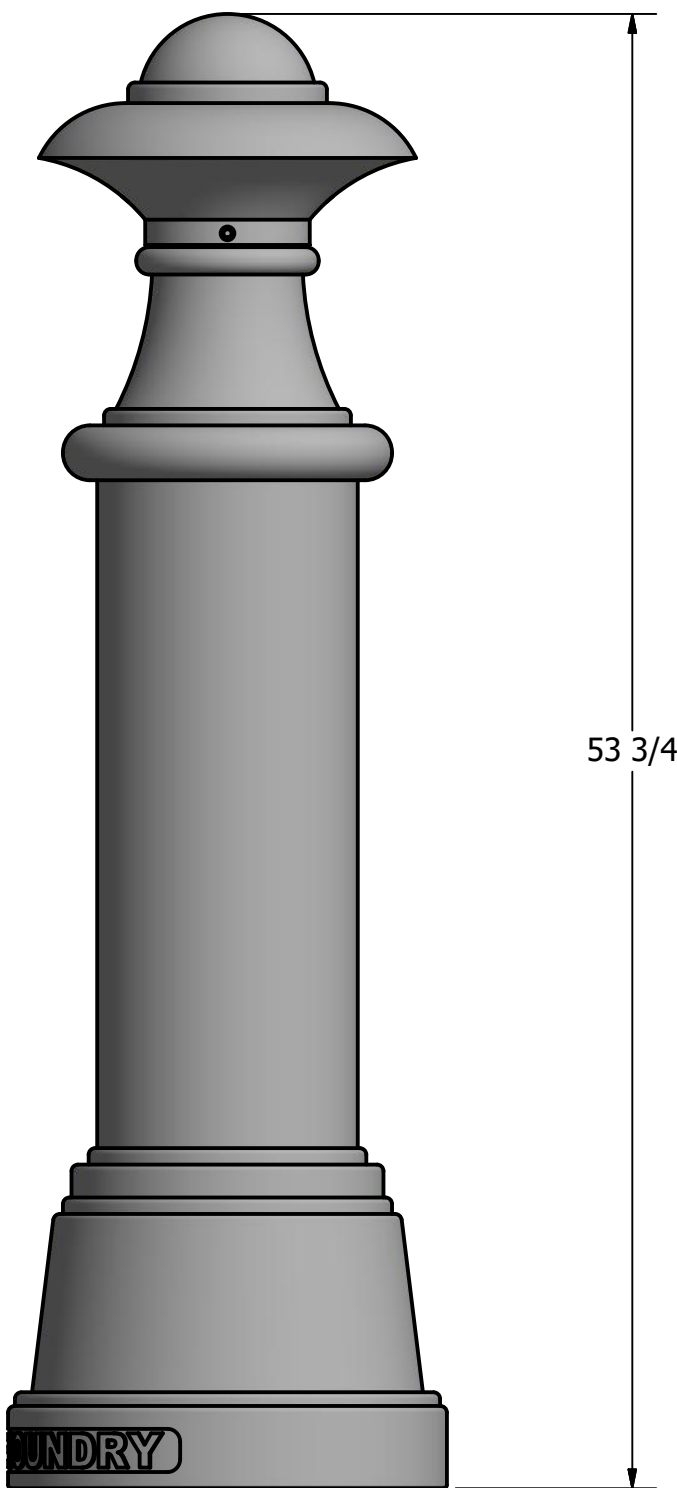
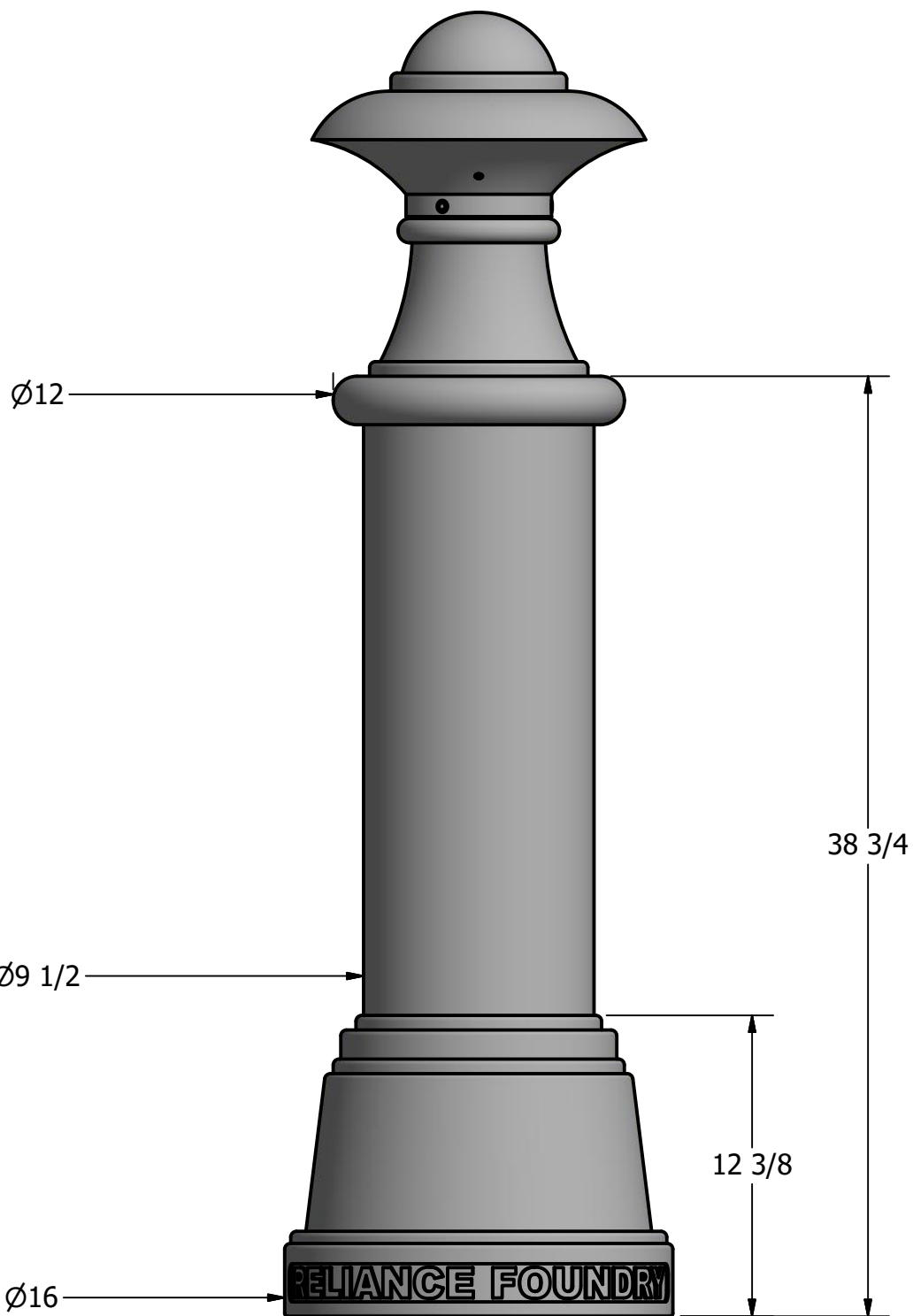
- Fixed - Anchor Casting in New Concrete (see sheet 2 of 9)
- Fixed - Concrete Insert Anchor in Existing Concrete (see sheet 3 of 9)
- Fixed - Adhesive Anchor in Existing Concrete (see sheet 4 of 9)
- Fixed - Anchor Casting with Concrete Form (see sheet 5 of 9)
- Post Cover - New Post in New Concrete (see sheet 6 of 9)
- Post Cover - New Post in Existing Concrete (see sheet 7 of 9)
- Post Cover - Existing Post with Adhesive Anchor (see sheet 8 of 9)
- Post Cover - Existing Post with Concrete Anchor (see sheet 9 of 9)

For more information on bollard post installation, please visit:  
[www.reliance-foundry.com/bollard/installation-bollards](http://www.reliance-foundry.com/bollard/installation-bollards)

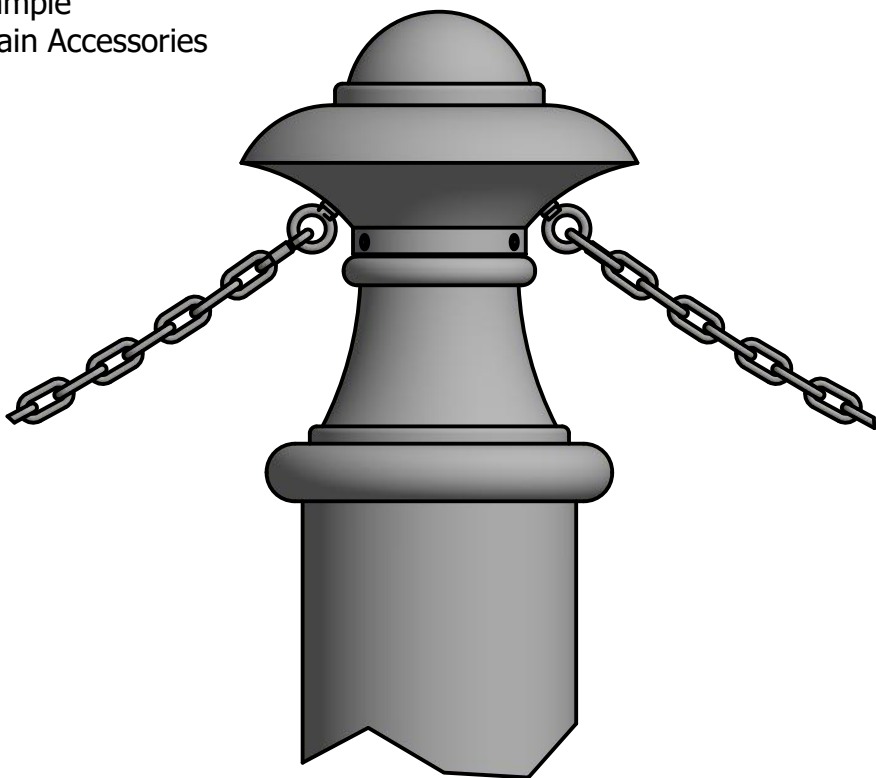
Care and Maintenance:

Reliance's line of bollards are finished with a long-lasting powder-coating. Proper care and maintenance are required. Regularly-performed inspections and routine cleaning will ensure that a bollard retains its aesthetic appeal and does not become damaged by the elements.

See Reliance Foundry's maintenance guide at:  
[www.reliance-foundry.com/bollard/maintenance-bollards](http://www.reliance-foundry.com/bollard/maintenance-bollards)



Installation Sample  
with 5/16" Chain Accessories



Bollard Chain Eye 3/8"  
(Powder Coated)



Quick Link Connector 5/16"  
(Powder Coated)



Bollard Chain 5/16"  
(Powder Coated)

Optional Accessories:

- Chain Eye
- Quick link
- Chain (5/16")

See Reliance Foundry's optional accessories at:  
[www.reliance-foundry.com/bollard/accessories-bollards](http://www.reliance-foundry.com/bollard/accessories-bollards)

RELIANCE FOUNDRY  
— SINCE 1925 —

Unit 207, 6450 - 148 Street, Surrey, BC V3S 7G7, Canada  
1-877-789-3245 info@reliance-foundry.com  
[www.reliance-foundry.com](http://www.reliance-foundry.com)

TITLE

Bollard R-7532

SIZE

C

DWG NO

R7532

REV

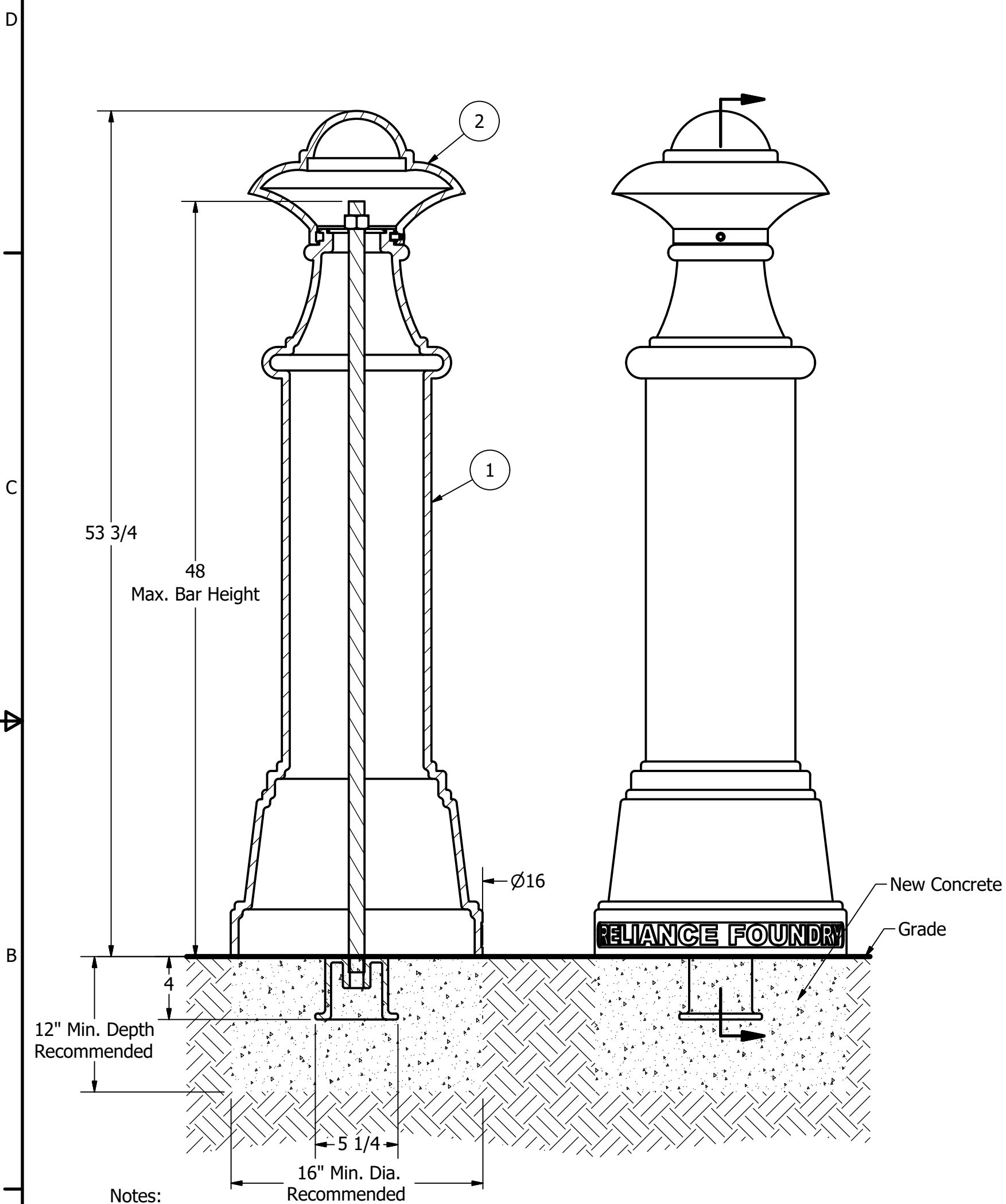
C4

NOT TO SCALE

SHEET 1 OF 9

COPYRIGHT RESERVED THIS PLAN DRAWING AND DESIGN ARE, AND AT ALL TIMES REMAIN, THE EXCLUSIVE PROPERTY OF RELIANCE FOUNDRY CO. LTD.

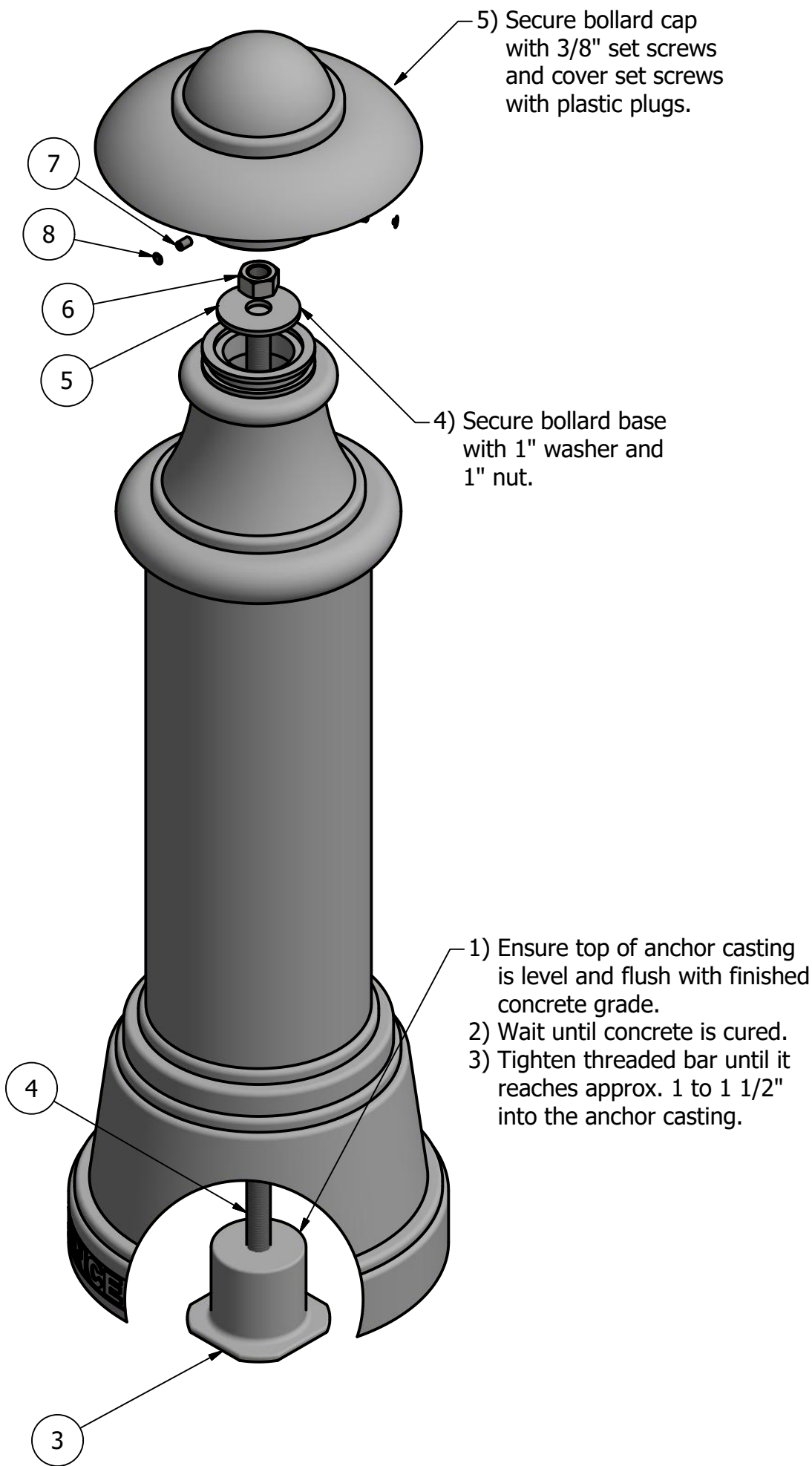
# Bollard R-7532



- Notes:
- 1) Bollard post is provided as shown. Concrete, foundation and/or installation ordered separately or provided by others.
  - 2) Minimum foundation sizes depend on local soil conditions, weather conditions, and engineering requirements.
  - 3) Dimensions provided herein is for reference only. Please consult Reliance Foundry sales professionals if any dimension is critical to your particular installation.
  - 4) Reliance Foundry reserves the right to amend design and specifications without prior notice for product improvement.

## PARTS LIST

ITEM	QTY	PART NUMBER	DESCRIPTION	MATERIAL	WEIGHT
1	1	R7532B	R7532 Base	Ductile Iron Powder Coated	195 lbs
2	1	R7532C	R7532 Cap	Ductile Iron Powder Coated	25 lbs
3	1	R7500AN 1"	R7500 Anchor Casting 1"	Ductile Iron Hot Dip Galvanized	8 3/8 lbs
4	1	R7500BAR 1"	R7500 Threaded Bar 1" x 49"	Steel Plated	9 1/8 lbs
5	1	Washer 1" OD 3 1/2"	Washer 1" OD 3 1/2" Thick 1/4"	Steel Plated	5/8 lbs
6	1	Hex Nut 1"	Hex Nut 1" - requires 1 1/2" wrench	Steel Plated	1/4 lbs
7	3	Hexagon Socket Set Screw 3/8" x 5/8"	Hexagon Socket Set Screw 3/8" x 5/8" - requires 3/16" hex key	Stainless Steel	
8	3	Polyethylene Plug 3/8"	Polyethylene Plug 3/8"	LDPE Black	



- Tools needed:
- 1) Measuring tape
  - 2) 1 1/2" wrench
  - 3) 3/16" hex key

## General Description:

The R-7532 Decorative Bollard is modelled after cannon barrels once used as boundary markers to demarcate newly conquered territories. R-7532 bollards are topped with a disc-style finial for modern decorative flair. Made from versatile ductile iron, its wide body suits larger pipe reinforcement (up to 8" diameter) for better impact protection. Bollard surfaces are protected by a durable powder coating, available in 6 standard colors, to prevent wear and corrosion. Use as fixed, stand-alone bollards or cover impact-resistant security posts.

## Specifications:

Height: 53 3/4"  
Base Diameter: 16"  
Weight: 220 lbs ( Bollard Only )  
Material: Ductile Iron  
Max. Interior Security Post Size:  
8" x 36" (Diameter x Height)

## Finish Options:

⊙ Polyester Powdercoated

See Reliance Foundry's standard color options at:  
[www.reliance-foundry.com/bollard/colors-bollards](http://www.reliance-foundry.com/bollard/colors-bollards)

## Installation Options:

- ⊙ Fixed - Anchor Casting in New Concrete (see sheet 2 of 9)
- Fixed - Concrete Insert Anchor in Existing Concrete (see sheet 3 of 9)
- Fixed - Adhesive Anchor in Existing Concrete (see sheet 4 of 9)
- Fixed - Anchor Casting with Concrete Form (see sheet 5 of 9)
- Post Cover - New Post in New Concrete (see sheet 6 of 9)
- Post Cover - New Post in Existing Concrete (see sheet 7 of 9)
- Post Cover - Existing Post with Adhesive Anchor (see sheet 8 of 9)
- Post Cover - Existing Post with Concrete Anchor (see sheet 9 of 9)

For more information on bollard post installation, please visit:  
[www.reliance-foundry.com/bollard/installation-bollards](http://www.reliance-foundry.com/bollard/installation-bollards)

## Care and Maintenance:

Reliance's line of bollards are finished with a long-lasting powder-coating. Proper care and maintenance are required. Regularly-performed inspections and routine cleaning will ensure that a bollard retains its aesthetic appeal and does not become damaged by the elements.

See Reliance Foundry's maintenance guide at:  
[www.reliance-foundry.com/bollard/maintenance-bollards](http://www.reliance-foundry.com/bollard/maintenance-bollards)

**RELIANCE FOUNDRY**  
— SINCE 1925 —

Unit 207, 6450 - 148 Street, Surrey, BC V3S 7G7, Canada  
1-877-789-3245 info@reliance-foundry.com  
[www.reliance-foundry.com](http://www.reliance-foundry.com)

TITLE

**Bollard R-7532**

SIZE

C

DWG NO

R7532

REV

C4

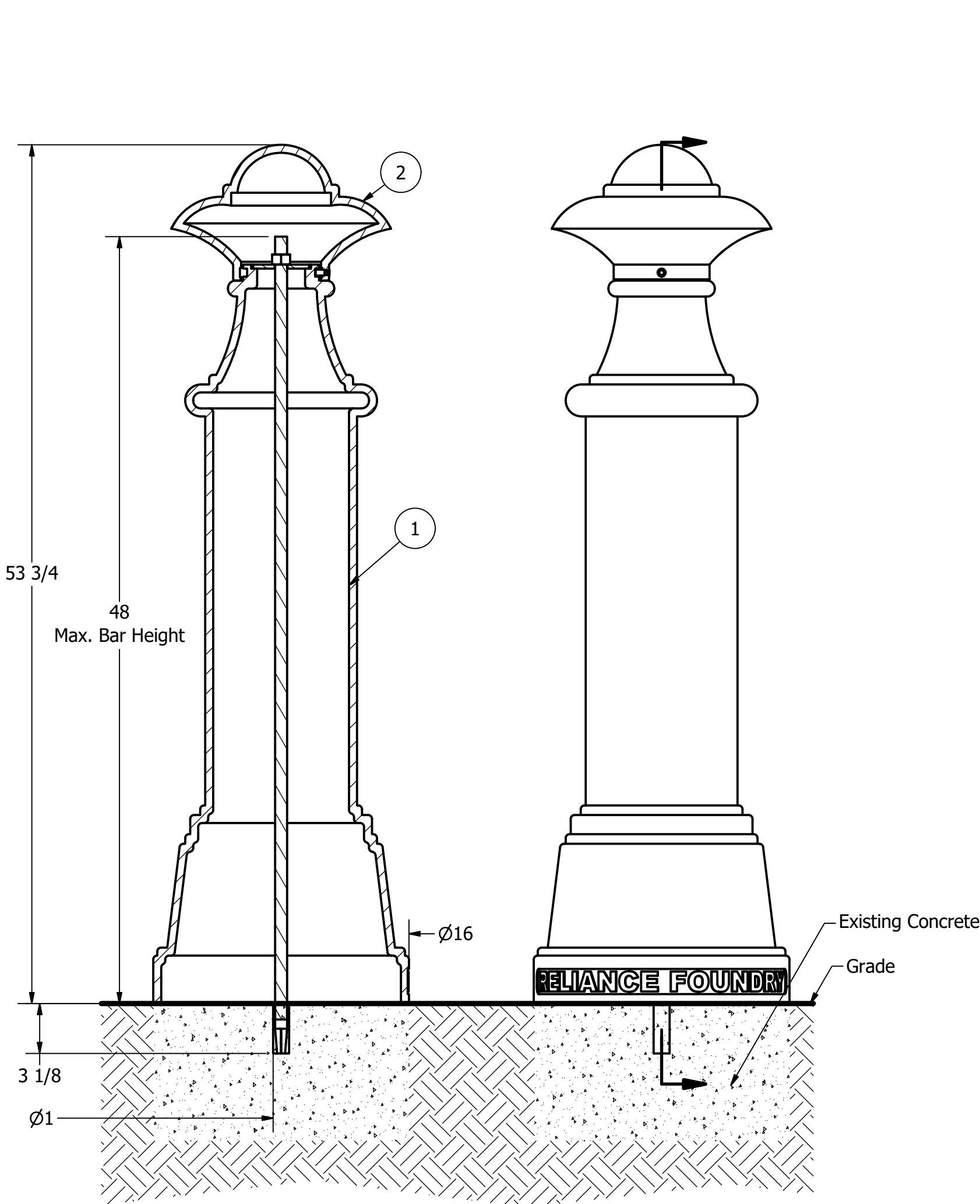
NOT TO SCALE

SHEET 2 OF 9

COPYRIGHT RESERVED THIS PLAN DRAWING AND DESIGN ARE, AND AT ALL TIMES REMAIN, THE EXCLUSIVE PROPERTY OF RELIANCE FOUNDRY CO. LTD.

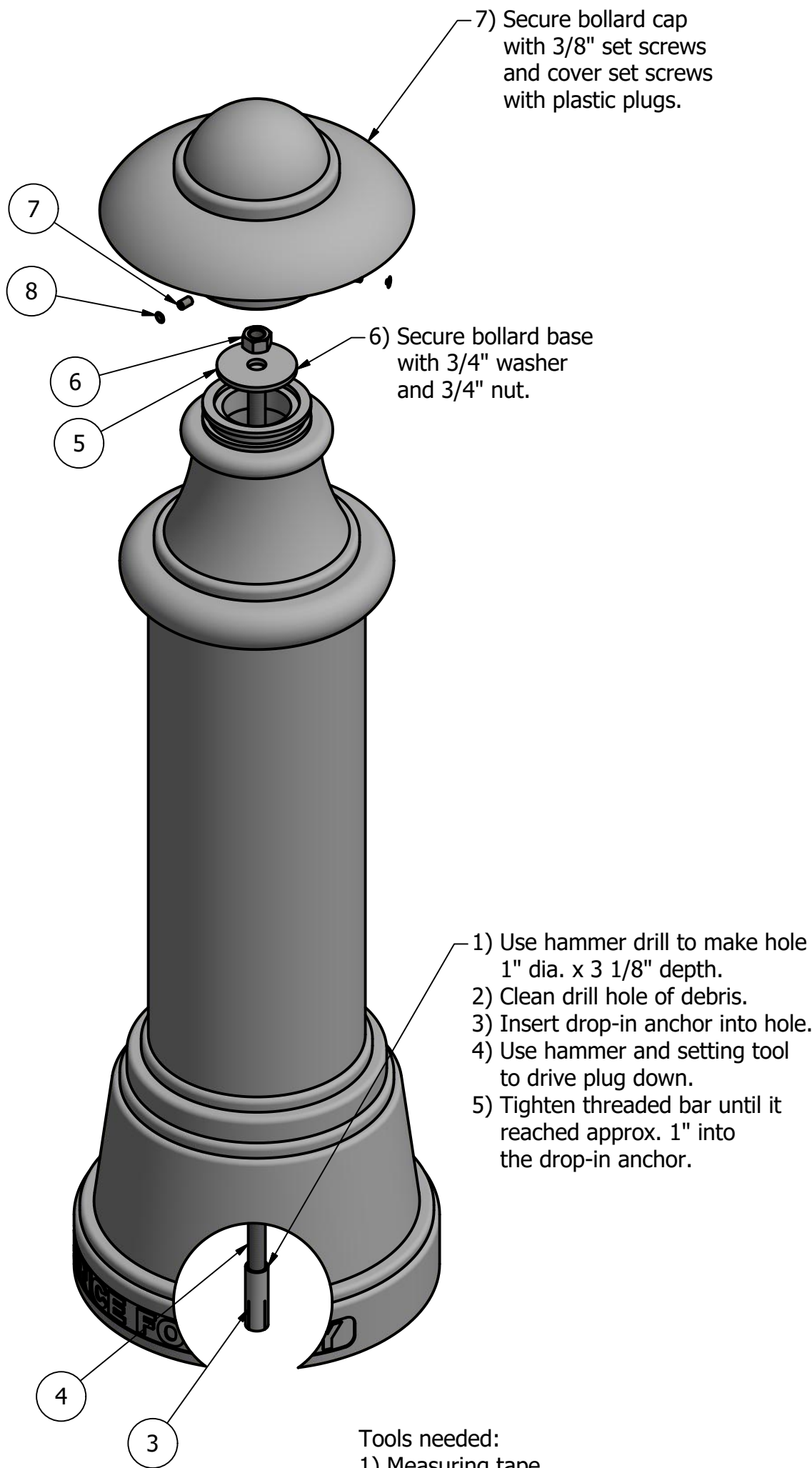


# Bollard R-7532



## Notes:

- 1) Bollard post is provided as shown. Concrete, foundation and/or installation ordered separately or provided by others.
- 2) Minimum foundation sizes depend on local soil conditions, weather conditions, and engineering requirements.
- 3) Dimensions provided herein is for reference only. Please consult Reliance Foundry sales professionals if any dimension is critical to your particular installation.
- 4) Reliance Foundry reserves the right to amend design and specifications without prior notice for product improvement.



## General Description:

The R-7532 Decorative Bollard is modelled after cannon barrels once used as boundary markers to demarcate newly conquered territories. R-7532 bollards are topped with a disc-style finial for modern decorative flair. Made from versatile ductile iron, its wide body suits larger pipe reinforcement (up to 8" diameter) for better impact protection. Bollard surfaces are protected by a durable powder coating, available in 6 standard colors, to prevent wear and corrosion. Use as fixed, stand-alone bollards or cover impact-resistant security posts.

## Specifications:

Height: 53 3/4"  
Base Diameter: 16"  
Weight: 220 lbs ( Bollard Only )  
Material: Ductile Iron  
Max. Interior Security Post Size:  
8" x 36" (Diameter x Height)

## Finish Options:

- ⊙ Polyester Powdercoated

See Reliance Foundry's standard color options at:  
[www.reliance-foundry.com/bollard/colors-bollards](http://www.reliance-foundry.com/bollard/colors-bollards)

## Installation Options:

- Fixed - Anchor Casting in New Concrete (see sheet 2 of 9)
- ⊙ Fixed - Concrete Insert Anchor in Existing Concrete (see sheet 3 of 9)
- Fixed - Adhesive Anchor in Existing Concrete (see sheet 4 of 9)
- Fixed - Anchor Casting with Concrete Form (see sheet 5 of 9)
- Post Cover - New Post in New Concrete (see sheet 6 of 9)
- Post Cover - New Post in Existing Concrete (see sheet 7 of 9)
- Post Cover - Existing Post with Adhesive Anchor (see sheet 8 of 9)
- Post Cover - Existing Post with Concrete Anchor (see sheet 9 of 9)

For more information on bollard post installation, please visit:  
[www.reliance-foundry.com/bollard/installation-bollards](http://www.reliance-foundry.com/bollard/installation-bollards)

## Care and Maintenance:

Reliance's line of bollards are finished with a long-lasting powder-coating. Proper care and maintenance are required. Regularly-performed inspections and routine cleaning will ensure that a bollard retains its aesthetic appeal and does not become damaged by the elements.

See Reliance Foundry's maintenance guide at:  
[www.reliance-foundry.com/bollard/maintenance-bollards](http://www.reliance-foundry.com/bollard/maintenance-bollards)

**RELIANCE FOUNDRY**  
— SINCE 1925 —

Unit 207, 6450 - 148 Street, Surrey, BC V3S 7G7, Canada  
1-877-789-3245 info@reliance-foundry.com  
[www.reliance-foundry.com](http://www.reliance-foundry.com)

TITLE

**Bollard R-7532**

SIZE

**C**

DWG NO

**R7532**

REV

**C4**

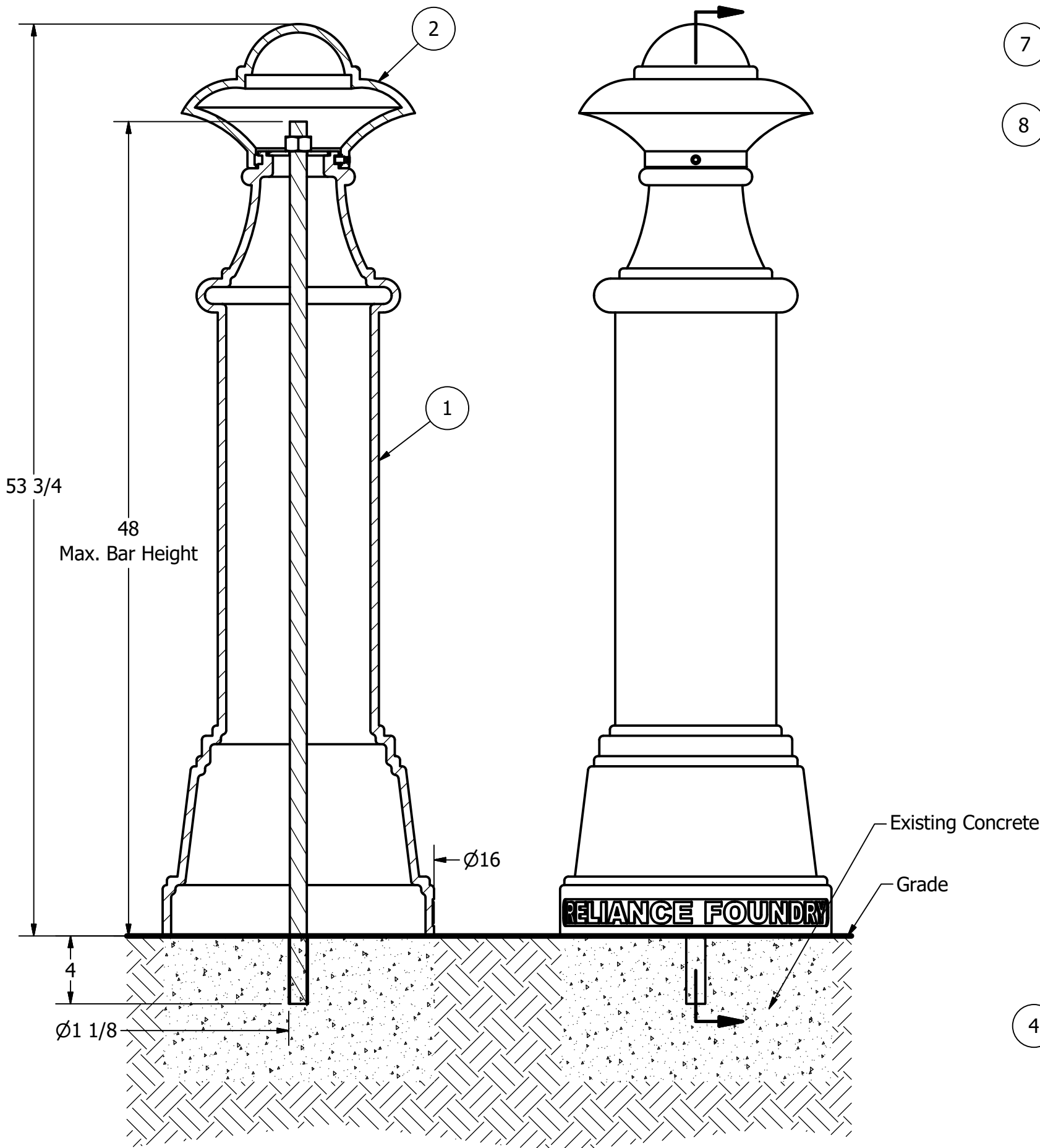
Bollard R-7532

D

C

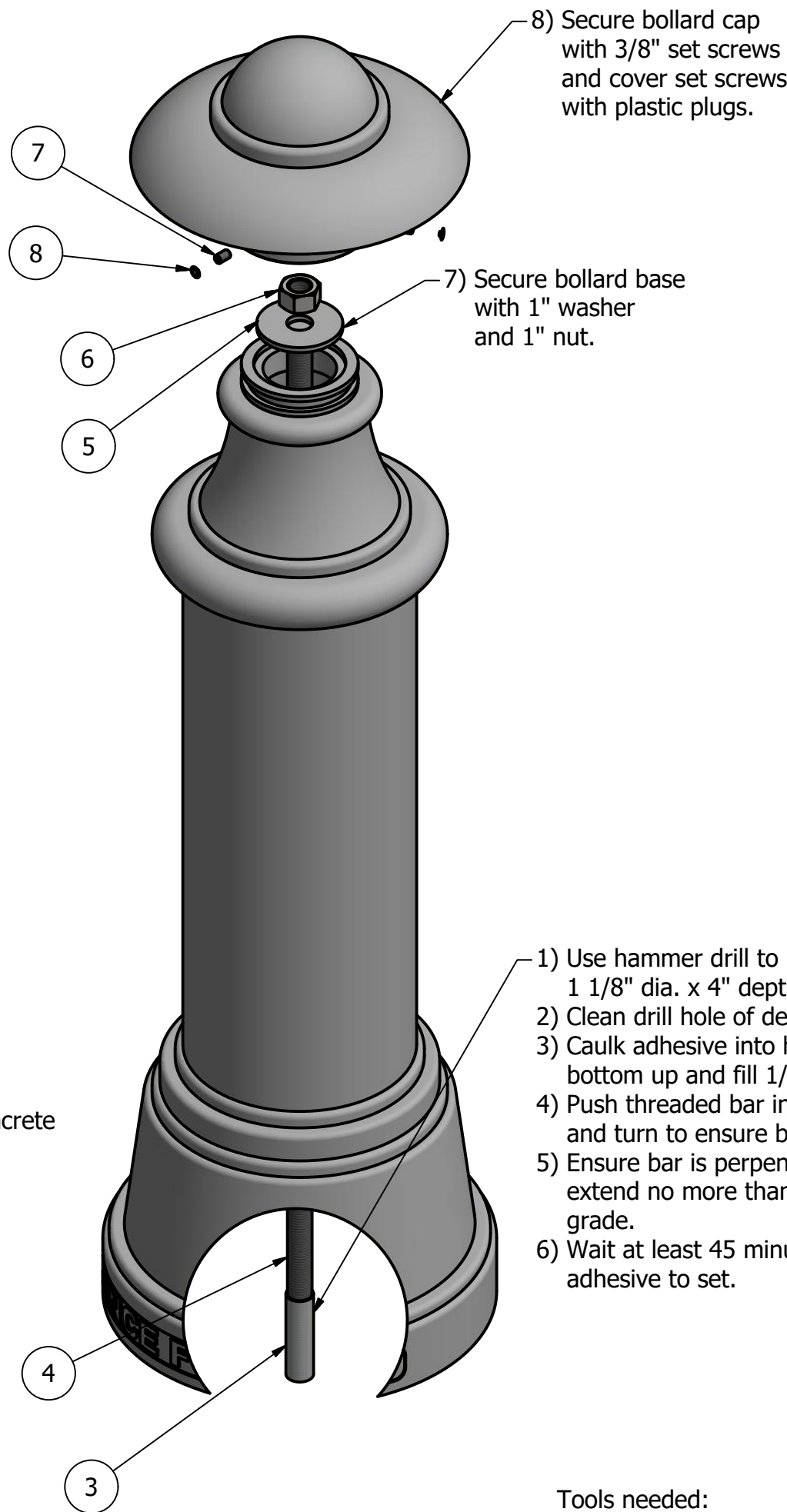
B

A



Notes:

- 1) Bollard post is provided as shown. Concrete, foundation and/or installation ordered separately or provided by others.
- 2) Minimum foundation sizes depend on local soil conditions, weather conditions, and engineering requirements.
- 3) Dimensions provided herein is for reference only. Please consult Reliance Foundry sales professionals if any dimension is critical to your particular installation.
- 4) Reliance Foundry reserves the right to amend design and specifications without prior notice for product improvement.



- Tools needed:
- 1) Measuring tape
  - 2) 1 1/2" wrench
  - 3) 3/16" hex key
  - 4) Hammer drill
  - 5) 1 1/8" Masonry drill bit
  - 6) Caulking gun and utility knife

General Description:

The R-7532 Decorative Bollard is modelled after cannon barrels once used as boundary markers to demarcate newly conquered territories. R-7532 bollards are topped with a disc-style finial for modern decorative flair. Made from versatile ductile iron, its wide body suits larger pipe reinforcement (up to 8" diameter) for better impact protection. Bollard surfaces are protected by a durable powder coating, available in 6 standard colors, to prevent wear and corrosion. Use as fixed, stand-alone bollards or cover impact-resistant security posts.

Specifications:

Height: 53 3/4"  
Base Diameter: 16"  
Weight: 220 lbs ( Bollard Only )  
Material: Ductile Iron  
Max. Interior Security Post Size:  
8" x 36" (Diameter x Height)

Finish Options:

- ⊙ Polyester Powdercoated

See Reliance Foundry's standard color options at:  
[www.reliance-foundry.com/bollard/colors-bollards](http://www.reliance-foundry.com/bollard/colors-bollards)

Installation Options:

- Fixed - Anchor Casting in New Concrete (see sheet 2 of 9)
- Fixed - Concrete Insert Anchor in Existing Concrete (see sheet 3 of 9)
- ⊙ Fixed - Adhesive Anchor in Existing Concrete (see sheet 4 of 9)
- Fixed - Anchor Casting with Concrete Form (see sheet 5 of 9)
- Post Cover - New Post in New Concrete (see sheet 6 of 9)
- Post Cover - New Post in Existing Concrete (see sheet 7 of 9)
- Post Cover - Existing Post with Adhesive Anchor (see sheet 8 of 9)
- Post Cover - Existing Post with Concrete Anchor (see sheet 9 of 9)

For more information on bollard post installation, please visit:  
[www.reliance-foundry.com/bollard/installation-bollards](http://www.reliance-foundry.com/bollard/installation-bollards)

Care and Maintenance:

Reliance's line of bollards are finished with a long-lasting powder-coating. Proper care and maintenance are required. Regularly-performed inspections and routine cleaning will ensure that a bollard retains its aesthetic appeal and does not become damaged by the elements.

See Reliance Foundry's maintenance guide at:  
[www.reliance-foundry.com/bollard/maintenance-bollards](http://www.reliance-foundry.com/bollard/maintenance-bollards)

RELIANCE FOUNDRY  
— SINCE 1925 —

Unit 207, 6450 - 148 Street, Surrey, BC V3S 7G7, Canada  
1-877-789-3245 info@reliance-foundry.com  
[www.reliance-foundry.com](http://www.reliance-foundry.com)

TITLE

Bollard R-7532

SIZE

C

DWG NO

R7532

REV

C4

NOT TO SCALE

SHEET 4 OF 9

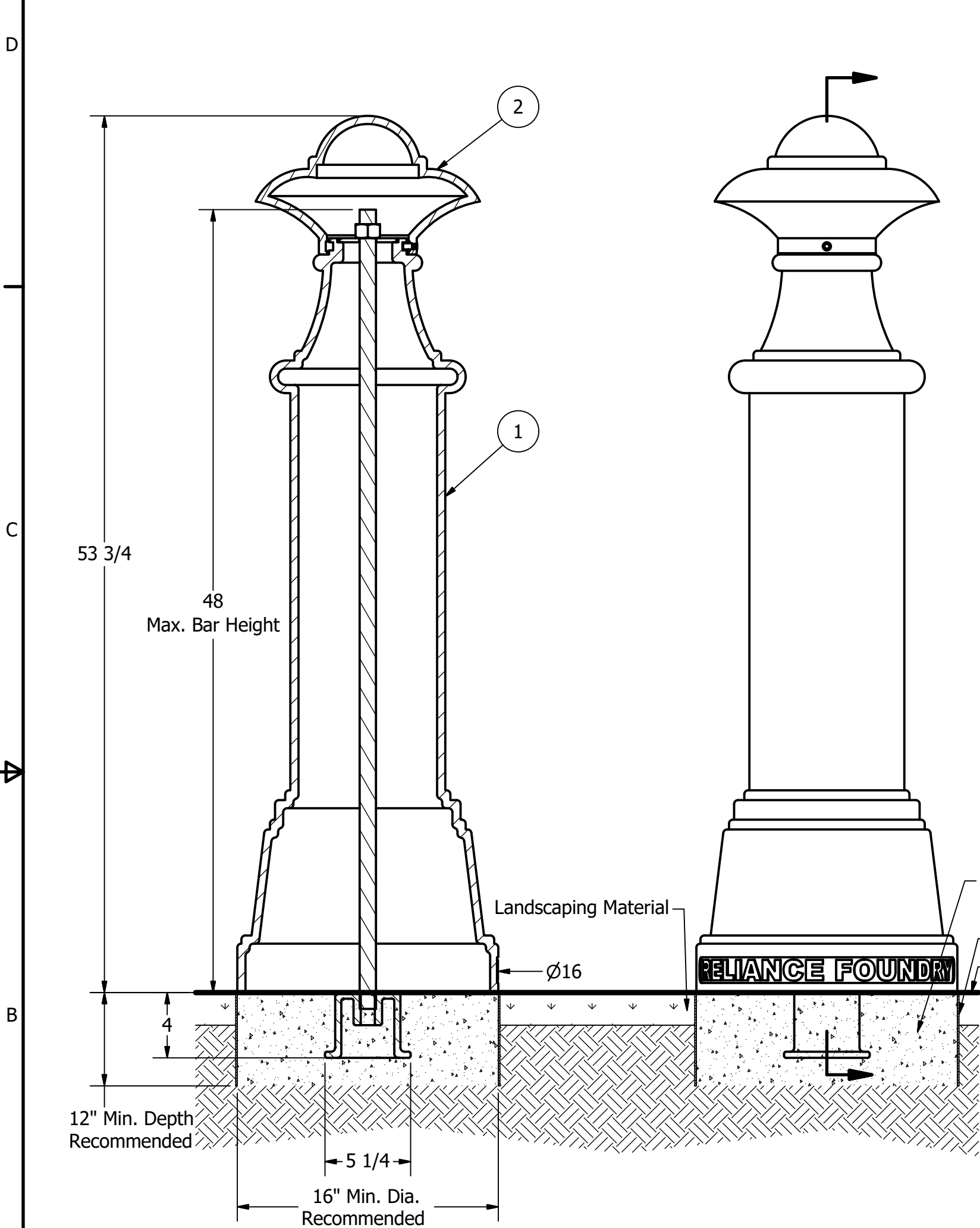
PARTS LIST

ITEM	QTY	PART NUMBER	DESCRIPTION	MATERIAL	WEIGHT
1	1	R7532B	R7532 Base	Ductile Iron Powder Coated	195 lbs
2	1	R7532C	R7532 Cap	Ductile Iron Powder Coated	25 lbs
3	1	Adhesive Anchor	AC100+ Gold Adhesive Anchoring System	Vinylester Adhesive Mortar	5/8 lbs
4	1	R7500BAR 1"	R7500 Threaded Bar 1" x 52"	Steel Plated	9 5/8 lbs
5	1	Washer 1" OD 3 1/2"	Washer 1" OD 3 1/2" Thick 1/4"	Steel Plated	5/8 lbs
6	1	Hex Nut 1"	Hex Nut 1" - requires 1 1/2" wrench	Steel Plated	1/4 lbs
7	3	Hexagon Socket Set Screw 3/8" x 5/8"	Hexagon Socket Set Screw 3/8" x 5/8" - requires 3/16" hex key	Stainless Steel	
8	3	Polyethylene Plug 3/8"	Polyethylene Plug 3/8"	LDPE Black	

COPYRIGHT RESERVED THIS PLAN DRAWING AND DESIGN ARE, AND AT ALL TIMES REMAIN, THE EXCLUSIVE PROPERTY OF RELIANCE FOUNDRY CO. LTD.

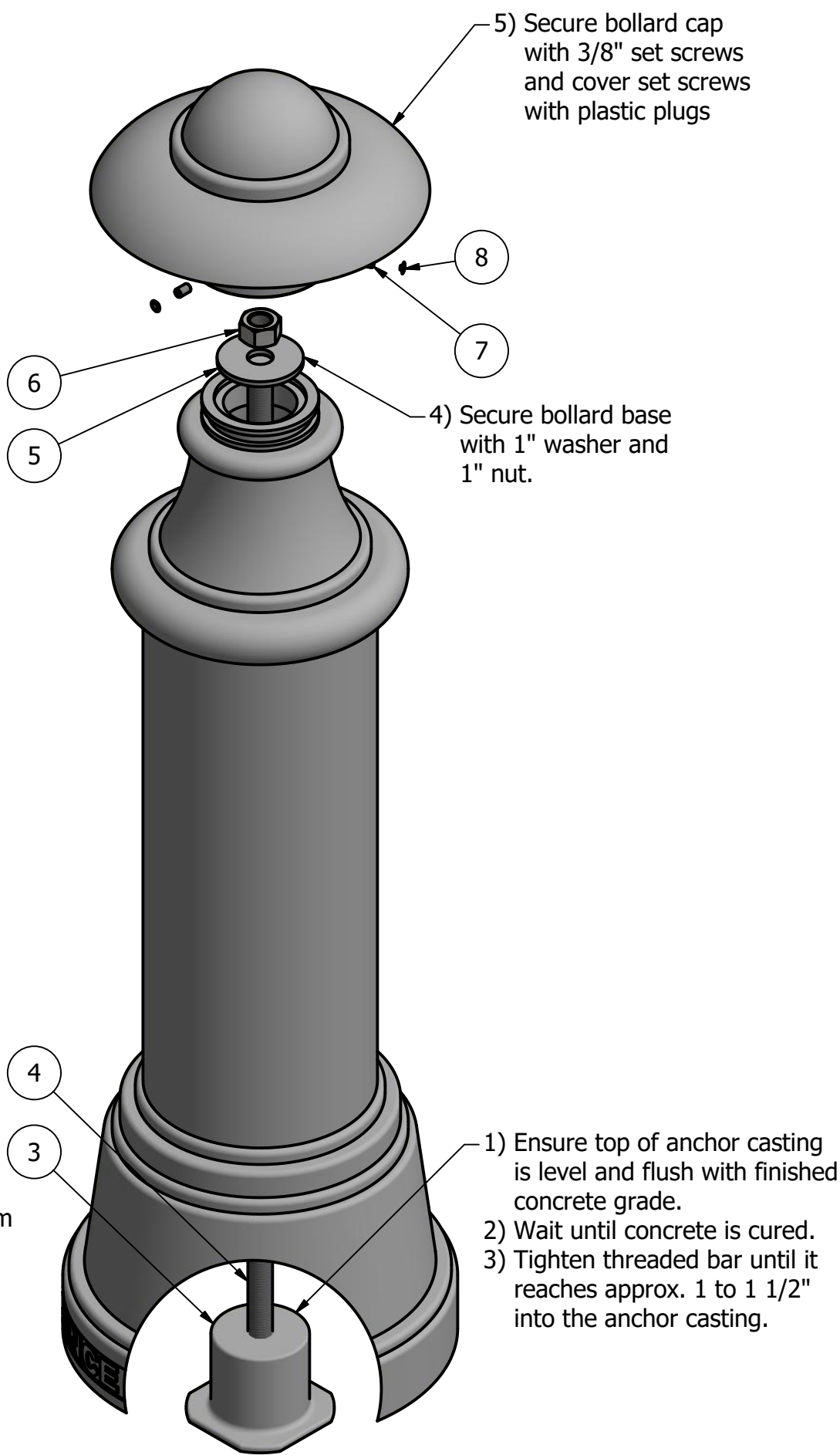


# Bollard R-7532



## Notes:

- 1) Bollard post is provided as shown. Concrete, foundation and/or installation ordered separately or provided by others.
- 2) Minimum foundation sizes depend on local soil conditions, weather conditions, and engineering requirements.
- 3) Dimensions provided herein is for reference only. Please consult Reliance Foundry sales professionals if any dimension is critical to your particular installation.
- 4) Reliance Foundry reserves the right to amend design and specifications without prior notice for product improvement.



## Tools needed:

- 1) Measuring tape
- 2) 1 1/2" wrench
- 3) 3/16" hex key

## General Description:

The R-7532 Decorative Bollard is modelled after cannon barrels once used as boundary markers to demarcate newly conquered territories. R-7532 bollards are topped with a disc-style finial for modern decorative flair. Made from versatile ductile iron, its wide body suits larger pipe reinforcement (up to 8" diameter) for better impact protection. Bollard surfaces are protected by a durable powder coating, available in 6 standard colors, to prevent wear and corrosion. Use as fixed, stand-alone bollards or cover impact-resistant security posts.

## Specifications:

Height: 53 3/4"  
Base Diameter: 16"  
Weight: 220 lbs ( Bollard Only )  
Material: Ductile Iron  
Max. Interior Security Post Size:  
8" x 36" (Diameter x Height)

## Finish Options:

- ⊙ Polyester Powdercoated

See Reliance Foundry's standard color options at:  
[www.reliance-foundry.com/bollard/colors-bollards](http://www.reliance-foundry.com/bollard/colors-bollards)

## Installation Options:

- Fixed - Anchor Casting in New Concrete (see sheet 2 of 9)
- Fixed - Concrete Insert Anchor in Existing Concrete (see sheet 3 of 9)
- Fixed - Adhesive Anchor in Existing Concrete (see sheet 4 of 9)
- ⊙ Fixed - Anchor Casting with Concrete Form (see sheet 5 of 9)
- Post Cover - New Post in New Concrete (see sheet 6 of 9)
- Post Cover - New Post in Existing Concrete (see sheet 7 of 9)
- Post Cover - Existing Post with Adhesive Anchor (see sheet 8 of 9)
- Post Cover - Existing Post with Concrete Anchor (see sheet 9 of 9)

For more information on bollard post installation, please visit:  
[www.reliance-foundry.com/bollard/installation-bollards](http://www.reliance-foundry.com/bollard/installation-bollards)

## Care and Maintenance:

Reliance's line of bollards are finished with a long-lasting powder-coating. Proper care and maintenance are required. Regularly-performed inspections and routine cleaning will ensure that a bollard retains its aesthetic appeal and does not become damaged by the elements.

See Reliance Foundry's maintenance guide at:  
[www.reliance-foundry.com/bollard/maintenance-bollards](http://www.reliance-foundry.com/bollard/maintenance-bollards)

**RELIANCE FOUNDRY**  
— SINCE 1925 —

Unit 207, 6450 - 148 Street, Surrey, BC V3S 7G7, Canada  
1-877-789-3245 info@reliance-foundry.com  
[www.reliance-foundry.com](http://www.reliance-foundry.com)

TITLE

**Bollard R-7532**

SIZE

**C**

DWG NO

**R7532**

REV

**C4**

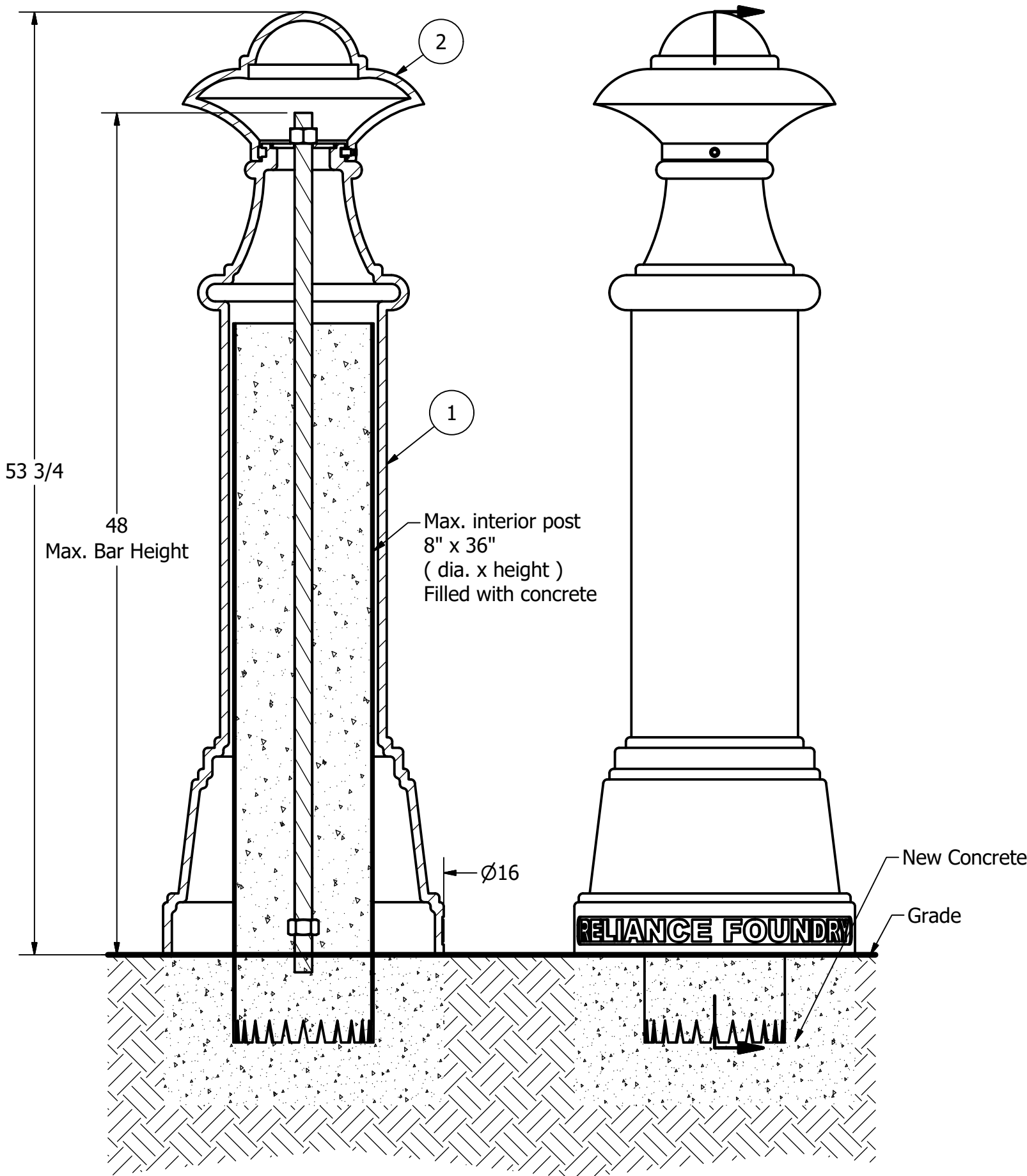
# Bollard R-7532

D

C

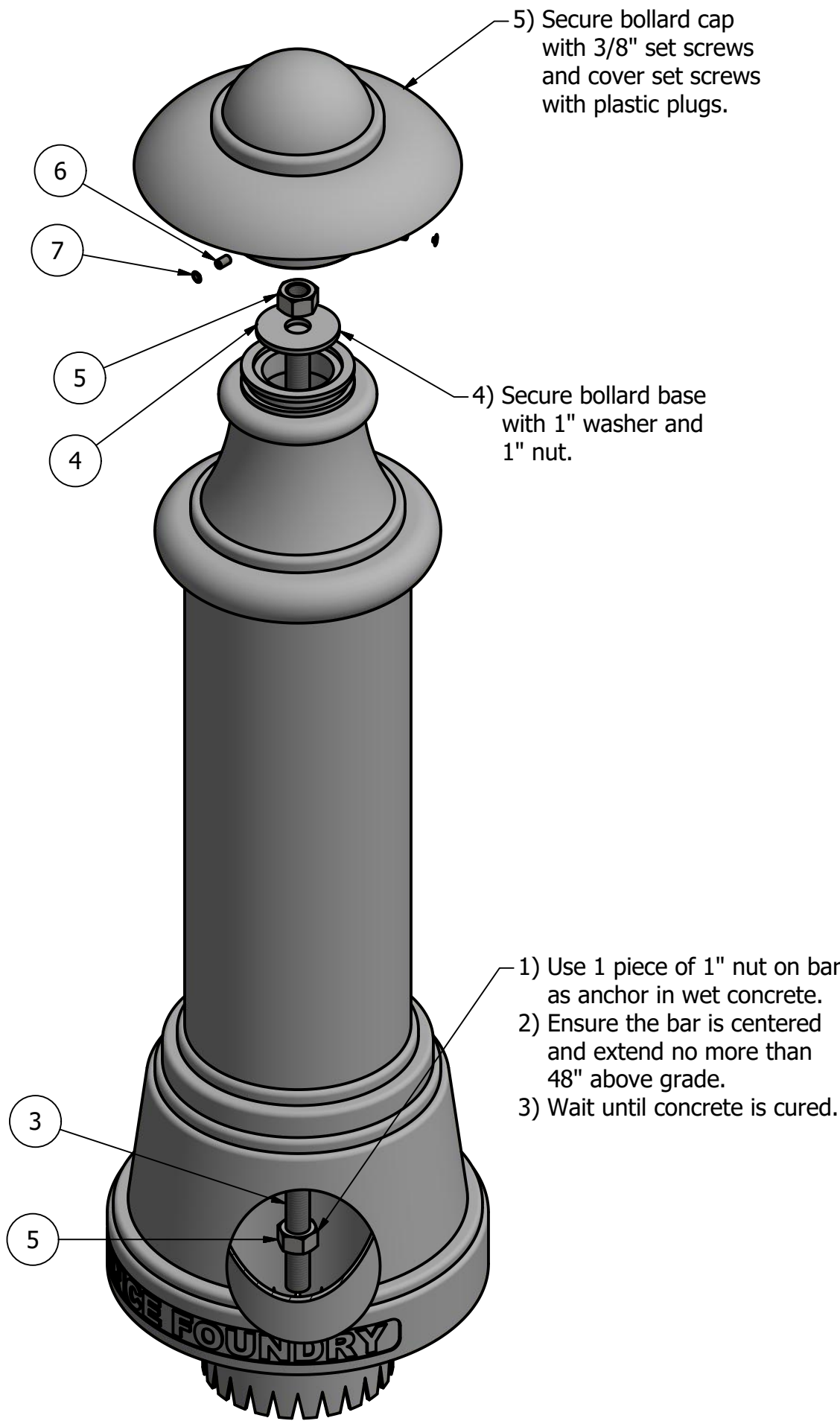
B

A



## Notes:

- 1) Bollard post is provided as shown. Concrete, foundation and/or installation ordered separately or provided by others.
- 2) Minimum foundation sizes depend on local soil conditions, weather conditions, and engineering requirements.
- 3) Dimensions provided herein is for reference only. Please consult Reliance Foundry sales professionals if any dimension is critical to your particular installation.
- 4) Reliance Foundry reserves the right to amend design and specifications without prior notice for product improvement.



## Tools needed:

- 1) Measuring tape
- 2) 1 1/2" wrench
- 3) 3/16" hex key

## General Description:

The R-7532 Decorative Bollard is modelled after cannon barrels once used as boundary markers to demarcate newly conquered territories. R-7532 bollards are topped with a disc-style finial for modern decorative flair. Made from versatile ductile iron, its wide body suits larger pipe reinforcement (up to 8" diameter) for better impact protection. Bollard surfaces are protected by a durable powder coating, available in 6 standard colors, to prevent wear and corrosion. Use as fixed, stand-alone bollards or cover impact-resistant security posts.

## Specifications:

Height: 53 3/4"  
Base Diameter: 16"  
Weight: 220 lbs ( Bollard Only )  
Material: Ductile Iron  
Max. Interior Security Post Size:  
8" x 36" (Diameter x Height)

## Finish Options:

- ⊙ Polyester Powdercoated

See Reliance Foundry's standard color options at:  
[www.reliance-foundry.com/bollard/colors-bollards](http://www.reliance-foundry.com/bollard/colors-bollards)

## Installation Options:

- Fixed - Anchor Casting in New Concrete (see sheet 2 of 9)
- Fixed - Concrete Insert Anchor in Existing Concrete (see sheet 3 of 9)
- Fixed - Adhesive Anchor in Existing Concrete (see sheet 4 of 9)
- Fixed - Anchor Casting with Concrete Form (see sheet 5 of 9)
- ⊙ Post Cover - New Post in New Concrete (see sheet 6 of 9)
- Post Cover - New Post in Existing Concrete (see sheet 7 of 9)
- Post Cover - Existing Post with Adhesive Anchor (see sheet 8 of 9)
- Post Cover - Existing Post with Concrete Anchor (see sheet 9 of 9)

For more information on bollard post installation, please visit:  
[www.reliance-foundry.com/bollard/installation-bollards](http://www.reliance-foundry.com/bollard/installation-bollards)

## Care and Maintenance:

Reliance's line of bollards are finished with a long-lasting powder-coating. Proper care and maintenance are required. Regularly-performed inspections and routine cleaning will ensure that a bollard retains its aesthetic appeal and does not become damaged by the elements.

See Reliance Foundry's maintenance guide at:  
[www.reliance-foundry.com/bollard/maintenance-bollards](http://www.reliance-foundry.com/bollard/maintenance-bollards)

**RELIANCE FOUNDRY**  
— SINCE 1925 —

Unit 207, 6450 - 148 Street, Surrey, BC V3S 7G7, Canada  
1-877-789-3245 info@reliance-foundry.com  
[www.reliance-foundry.com](http://www.reliance-foundry.com)

TITLE

**Bollard R-7532**

SIZE

**C**

DWG NO

**R7532**

REV

**C4**

NOT TO SCALE

SHEET 6 OF 9

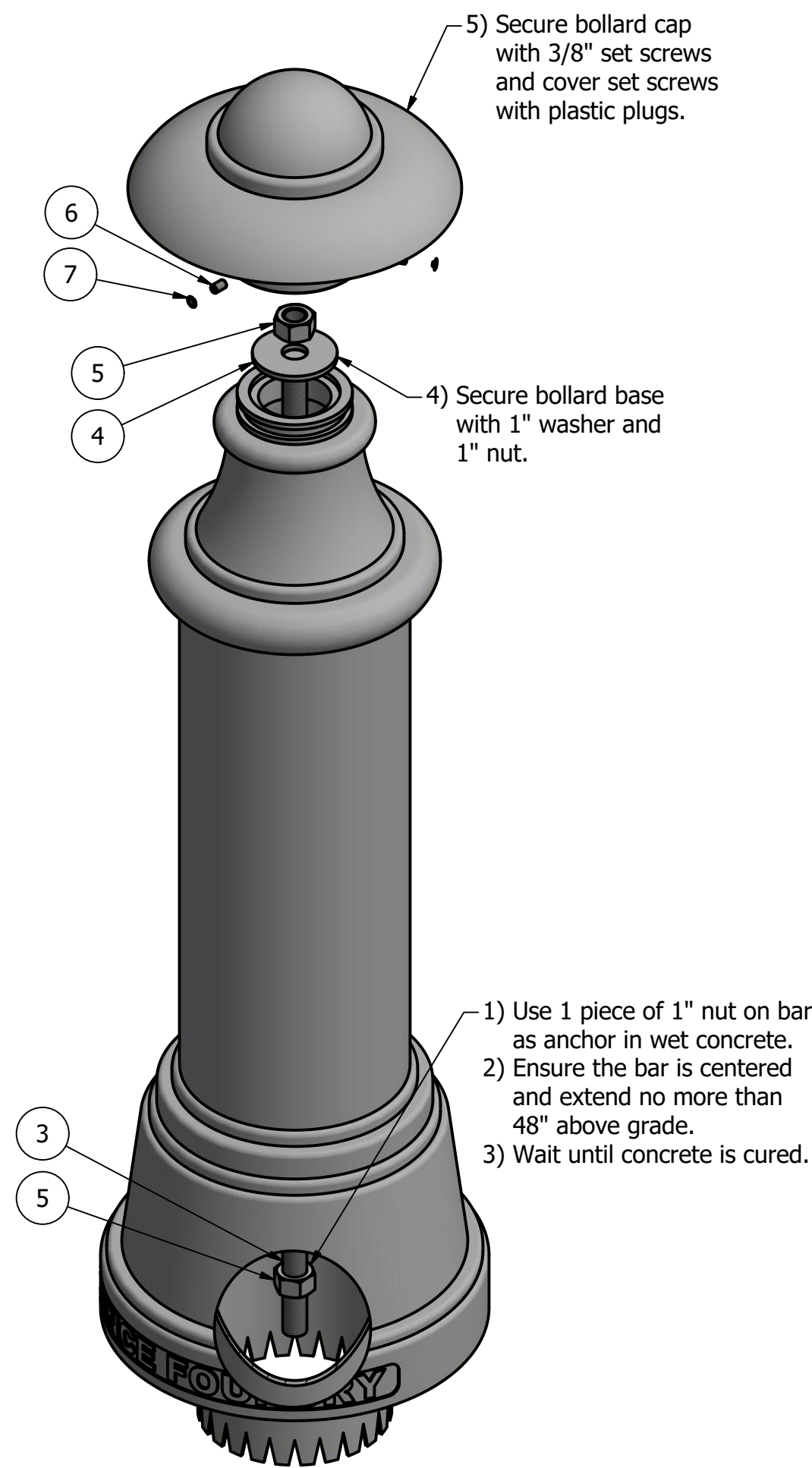
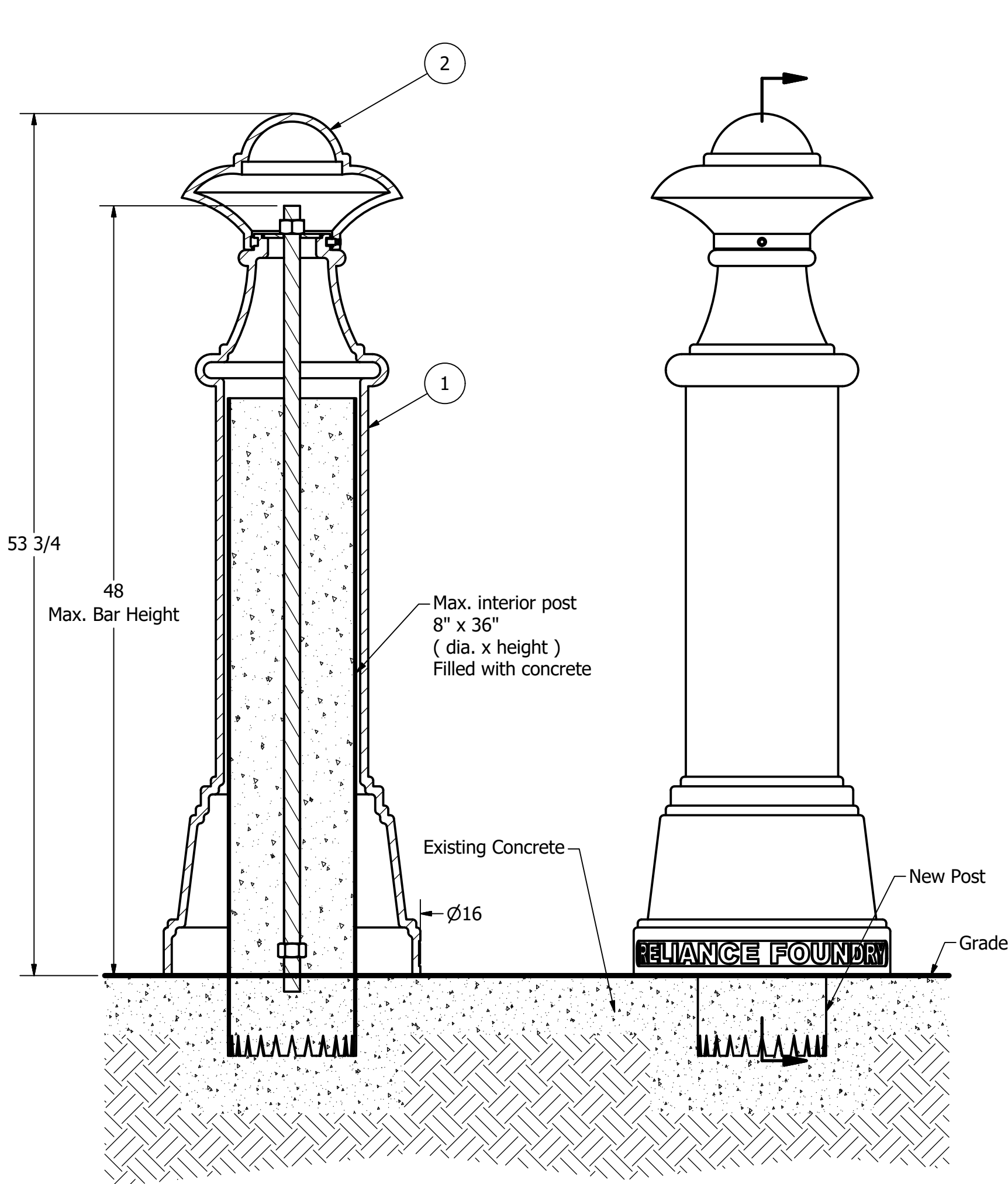
## PARTS LIST

ITEM	QTY	PART NUMBER	DESCRIPTION	MATERIAL	WEIGHT
1	1	R7532B	R7532 Base	Ductile Iron Powder Coated	195 lbs
2	1	R7532C	R7532 Cap	Ductile Iron Powder Coated	25 lbs
3	1	R7500BAR 1"	R7500 Threaded Bar 1" x 49"	Steel Plated	9 1/8 lbs
4	1	Washer 1" OD 3 1/2"	Washer 1" OD 3 1/2" Thick 1/4"	Steel Plated	5/8 lbs
5	2	Hex Nut 1"	Hex Nut 1" - requires 1 1/2" wrench	Steel Plated	1/4 lbs
6	3	Hexagon Socket Set Screw 3/8" x 5/8"	Hexagon Socket Set Screw 3/8" x 5/8" - requires 3/16" hex key	Stainless Steel	
7	3	Polyethylene Plug 3/8"	Polyethylene Plug 3/8"	LDPE Black	

COPYRIGHT RESERVED THIS PLAN DRAWING AND DESIGN ARE, AND AT ALL TIMES REMAIN, THE EXCLUSIVE PROPERTY OF RELIANCE FOUNDRY CO. LTD.



# Bollard R-7532



## General Description:

The R-7532 Decorative Bollard is modelled after cannon barrels once used as boundary markers to demarcate newly conquered territories. R-7532 bollards are topped with a disc-style finial for modern decorative flair. Made from versatile ductile iron, its wide body suits larger pipe reinforcement (up to 8" diameter) for better impact protection. Bollard surfaces are protected by a durable powder coating, available in 6 standard colors, to prevent wear and corrosion. Use as fixed, stand-alone bollards or cover impact-resistant security posts.

## Specifications:

Height: 53 3/4"  
Base Diameter: 16"  
Weight: 220 lbs ( Bollard Only )  
Material: Ductile Iron  
Max. Interior Security Post Size:  
8" x 36" (Diameter x Height)

## Finish Options:

⊙ Polyester Powdercoated

See Reliance Foundry's standard color options at:  
[www.reliance-foundry.com/bollard/colors-bollards](http://www.reliance-foundry.com/bollard/colors-bollards)

## Installation Options:

- Fixed - Anchor Casting in New Concrete (see sheet 2 of 9)
- Fixed - Concrete Insert Anchor in Existing Concrete (see sheet 3 of 9)
- Fixed - Adhesive Anchor in Existing Concrete (see sheet 4 of 9)
- Fixed - Anchor Casting with Concrete Form (see sheet 5 of 9)
- Post Cover - New Post in New Concrete (see sheet 6 of 9)
- ⊙ Post Cover - New Post in Existing Concrete (see sheet 7 of 9)
- Post Cover - Existing Post with Adhesive Anchor (see sheet 8 of 9)
- Post Cover - Existing Post with Concrete Anchor (see sheet 9 of 9)

For more information on bollard post installation, please visit:  
[www.reliance-foundry.com/bollard/installation-bollards](http://www.reliance-foundry.com/bollard/installation-bollards)

## Care and Maintenance:

Reliance's line of bollards are finished with a long-lasting powder-coating. Proper care and maintenance are required. Regularly-performed inspections and routine cleaning will ensure that a bollard retains its aesthetic appeal and does not become damaged by the elements.

See Reliance Foundry's maintenance guide at:  
[www.reliance-foundry.com/bollard/maintenance-bollards](http://www.reliance-foundry.com/bollard/maintenance-bollards)

### Notes:

- 1) Bollard post is provided as shown. Concrete, foundation and/or installation ordered separately or provided by others.
- 2) Minimum foundation sizes depend on local soil conditions, weather conditions, and engineering requirements.
- 3) Dimensions provided herein is for reference only. Please consult Reliance Foundry sales professionals if any dimension is critical to your particular installation.
- 4) Reliance Foundry reserves the right to amend design and specifications without prior notice for product improvement.

### Tools needed:

- 1) Measuring tape
- 2) 1 1/2" wrench
- 3) 3/16" hex key

### PARTS LIST

ITEM	QTY	PART NUMBER	DESCRIPTION	MATERIAL	WEIGHT
1	1	R7532B	R7532 Base	Ductile Iron Powder Coated	195 lbs
2	1	R7532C	R7532 Cap	Ductile Iron Powder Coated	25 lbs
3	1	R7500BAR 1"	R7500 Threaded Bar 1" x 49"	Steel Plated	9 1/8 lbs
4	1	Washer 1" OD 3 1/2"	Washer 1" OD 3 1/2" Thick 1/4"	Steel Plated	5/8 lbs
5	2	Hex Nut 1"	Hex Nut 1" - requires 1 1/2" wrench	Steel Plated	1/4 lbs
6	3	Hexagon Socket Set Screw 3/8" x 5/8"	Hexagon Socket Set Screw 3/8" x 5/8" - requires 3/16" hex key	Stainless Steel	
7	3	Polyethylene Plug 3/8"	Polyethylene Plug 3/8"	LDPE Black	

COPYRIGHT RESERVED THIS PLAN DRAWING AND DESIGN ARE, AND AT ALL TIMES REMAIN, THE EXCLUSIVE PROPERTY OF RELIANCE FOUNDRY CO. LTD.

**RELIANCE FOUNDRY**  
— SINCE 1925 —

Unit 207, 6450 - 148 Street, Surrey, BC V3S 7G7, Canada  
1-877-789-3245 info@reliance-foundry.com  
[www.reliance-foundry.com](http://www.reliance-foundry.com)

TITLE

**Bollard R-7532**

SIZE

**C**

DWG NO

**R7532**

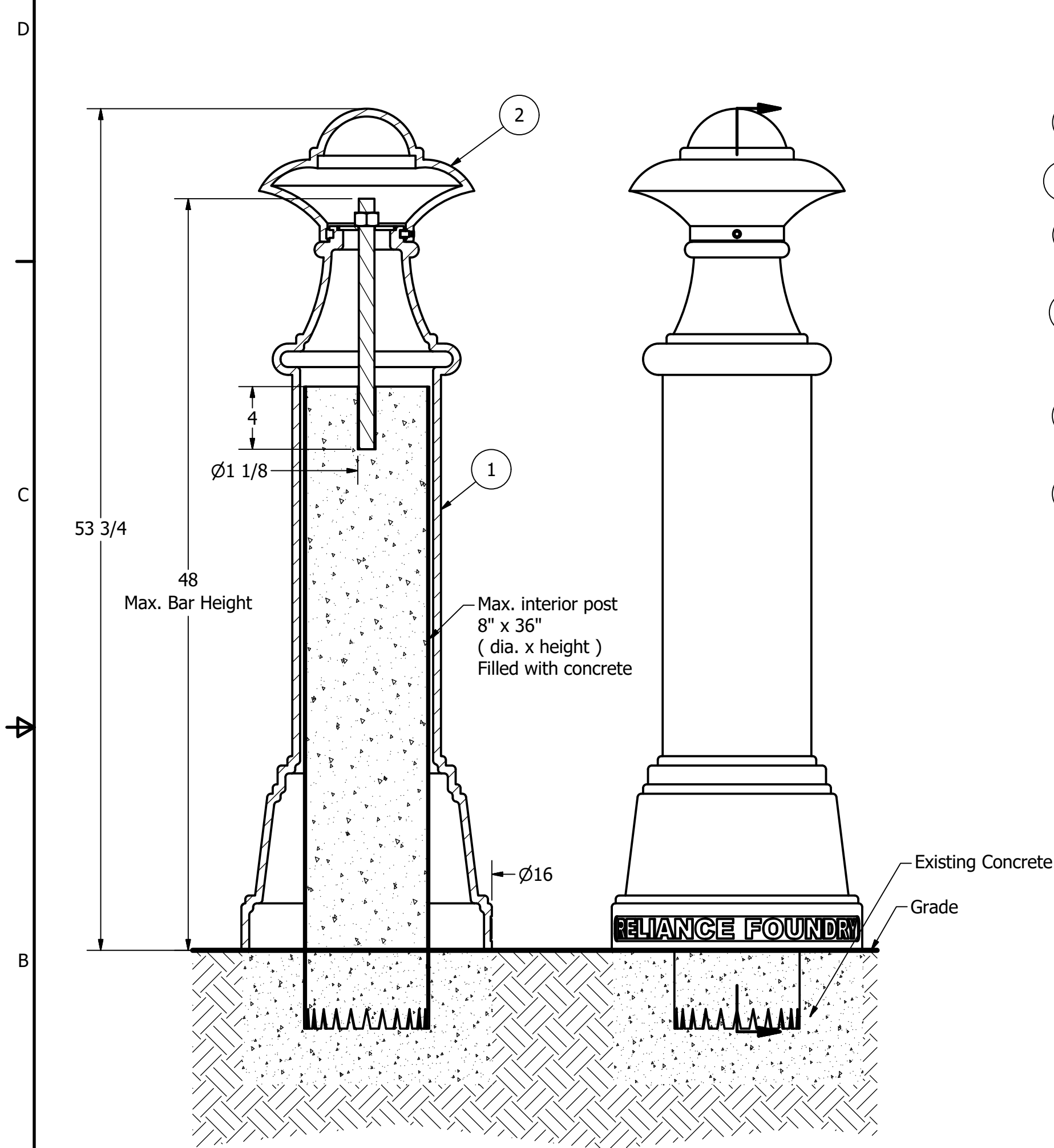
REV

**C4**

NOT TO SCALE

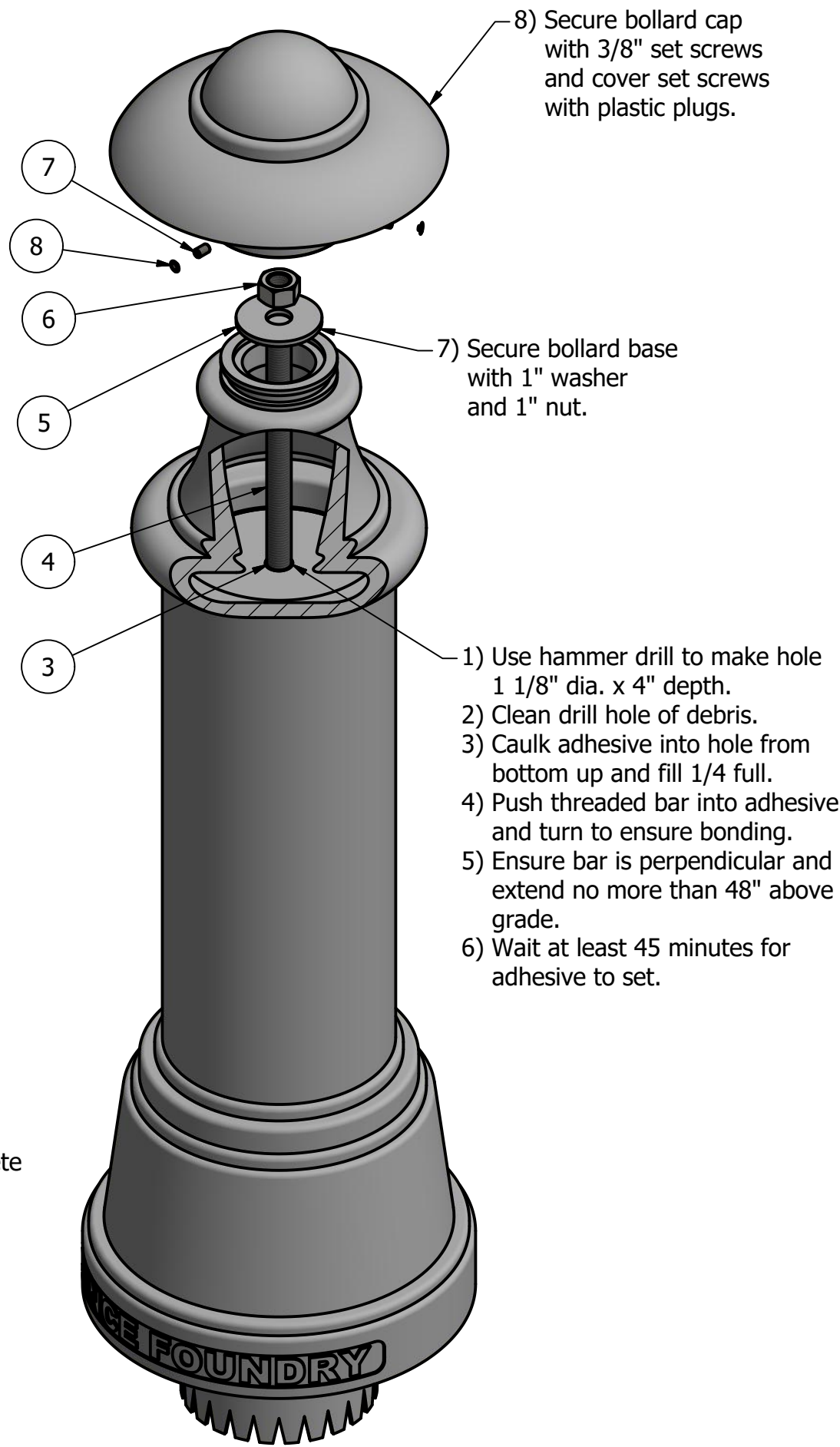
SHEET 7 OF 9

# Bollard R-7532



## Notes:

- 1) Bollard post is provided as shown. Concrete, foundation and/or installation ordered separately or provided by others.
- 2) Minimum foundation sizes depend on local soil conditions, weather conditions, and engineering requirements.
- 3) Dimensions provided herein is for reference only. Please consult Reliance Foundry sales professionals if any dimension is critical to your particular installation.
- 4) Reliance Foundry reserves the right to amend design and specifications without prior notice for product improvement.



- Tools needed:
- 1) Measuring tape
  - 2) 1 1/2" wrench
  - 3) 3/16" hex key
  - 4) Hammer drill
  - 5) 1 1/8" Masonry drill bit
  - 6) Caulking gun and utility knife

## General Description:

The R-7532 Decorative Bollard is modelled after cannon barrels once used as boundary markers to demarcate newly conquered territories. R-7532 bollards are topped with a disc-style finial for modern decorative flair. Made from versatile ductile iron, its wide body suits larger pipe reinforcement (up to 8" diameter) for better impact protection. Bollard surfaces are protected by a durable powder coating, available in 6 standard colors, to prevent wear and corrosion. Use as fixed, stand-alone bollards or cover impact-resistant security posts.

## Specifications:

Height: 53 3/4"  
Base Diameter: 16"  
Weight: 220 lbs ( Bollard Only )  
Material: Ductile Iron  
Max. Interior Security Post Size:  
8" x 36" (Diameter x Height)

## Finish Options:

- ⊙ Polyester Powdercoated

See Reliance Foundry's standard color options at:  
[www.reliance-foundry.com/bollard/colors-bollards](http://www.reliance-foundry.com/bollard/colors-bollards)

## Installation Options:

- Fixed - Anchor Casting in New Concrete (see sheet 2 of 9)
- Fixed - Concrete Insert Anchor in Existing Concrete (see sheet 3 of 9)
- Fixed - Adhesive Anchor in Existing Concrete (see sheet 4 of 9)
- Fixed - Anchor Casting with Concrete Form (see sheet 5 of 9)
- Post Cover - New Post in New Concrete (see sheet 6 of 9)
- Post Cover - New Post in Existing Concrete (see sheet 7 of 9)
- ⊙ Post Cover - Existing Post with Adhesive Anchor (see sheet 8 of 9)
- Post Cover - Existing Post with Concrete Anchor (see sheet 9 of 9)

For more information on bollard post installation, please visit:  
[www.reliance-foundry.com/bollard/installation-bollards](http://www.reliance-foundry.com/bollard/installation-bollards)

## Care and Maintenance:

Reliance's line of bollards are finished with a long-lasting powder-coating. Proper care and maintenance are required. Regularly-performed inspections and routine cleaning will ensure that a bollard retains its aesthetic appeal and does not become damaged by the elements.

See Reliance Foundry's maintenance guide at:  
[www.reliance-foundry.com/bollard/maintenance-bollards](http://www.reliance-foundry.com/bollard/maintenance-bollards)

**RELIANCE FOUNDRY**  
— SINCE 1925 —

Unit 207, 6450 - 148 Street, Surrey, BC V3S 7G7, Canada  
1-877-789-3245 info@reliance-foundry.com  
[www.reliance-foundry.com](http://www.reliance-foundry.com)

TITLE

**Bollard R-7532**

SIZE

**C**

DWG NO

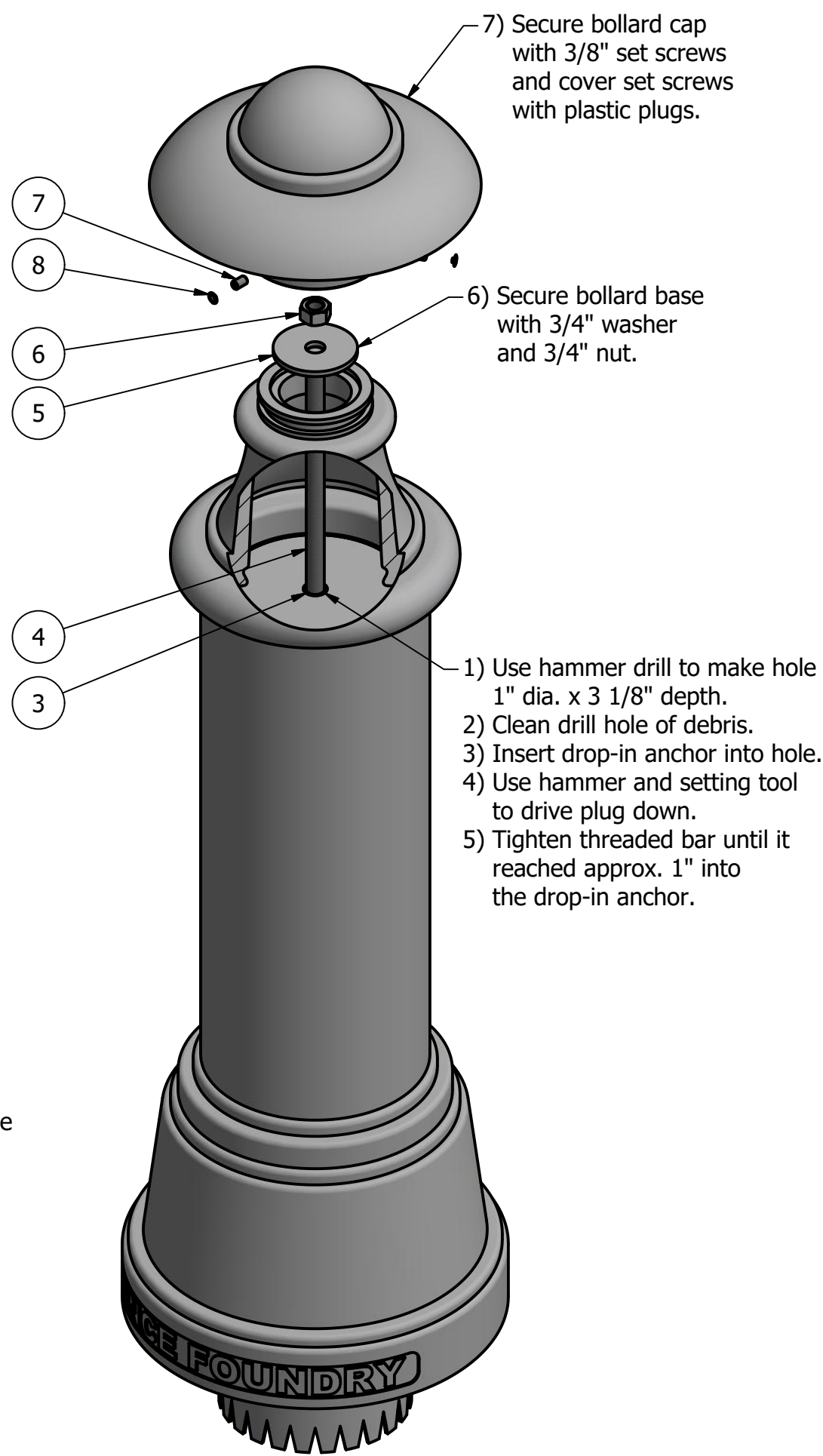
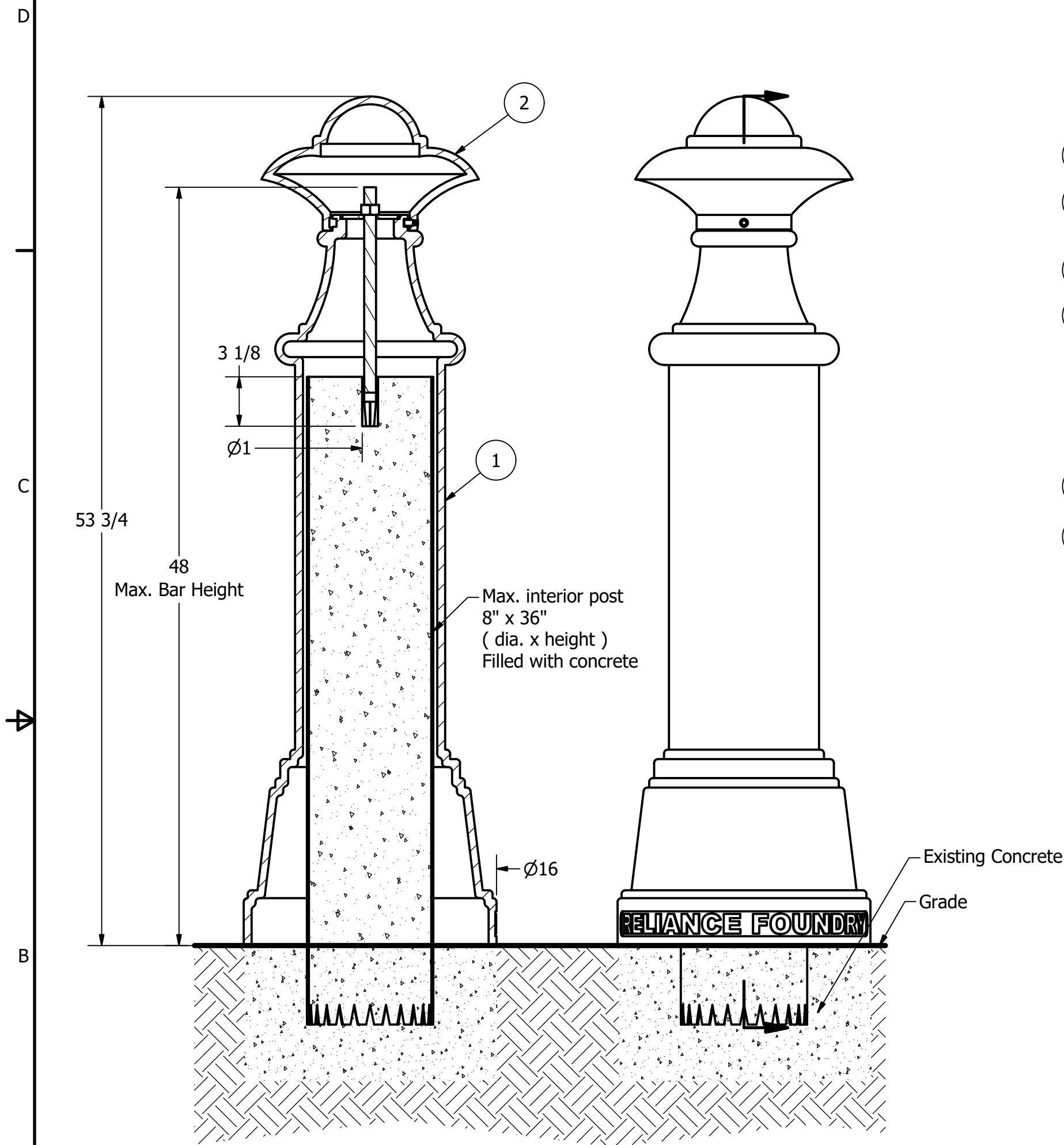
**R7532**

REV

**C4**



# Bollard R-7532



- Tools needed:
- 1) Measuring tape
  - 2) 1 1/8" wrench
  - 3) 3/16" hex key
  - 4) Hammer drill
  - 5) 1" Masonry drill bit
  - 6) Hammer
  - 7) Drop-in concrete insert setting tool

## General Description:

The R-7532 Decorative Bollard is modelled after cannon barrels once used as boundary markers to demarcate newly conquered territories. R-7532 bollards are topped with a disc-style finial for modern decorative flair. Made from versatile ductile iron, its wide body suits larger pipe reinforcement (up to 8" diameter) for better impact protection. Bollard surfaces are protected by a durable powder coating, available in 6 standard colors, to prevent wear and corrosion. Use as fixed, stand-alone bollards or cover impact-resistant security posts.

## Specifications:

Height: 53 3/4"  
Base Diameter: 16"  
Weight: 220 lbs ( Bollard Only )  
Material: Ductile Iron  
Max. Interior Security Post Size:  
8" x 36" (Diameter x Height)

## Finish Options:

⊙ Polyester Powdercoated

See Reliance Foundry's standard color options at:  
[www.reliance-foundry.com/bollard/colors-bollards](http://www.reliance-foundry.com/bollard/colors-bollards)

## Installation Options:

- Fixed - Anchor Casting in New Concrete (see sheet 2 of 9)
- Fixed - Concrete Insert Anchor in Existing Concrete (see sheet 3 of 9)
- Fixed - Adhesive Anchor in Existing Concrete (see sheet 4 of 9)
- Fixed - Anchor Casting with Concrete Form (see sheet 5 of 9)
- Post Cover - New Post in New Concrete (see sheet 6 of 9)
- Post Cover - New Post in Existing Concrete (see sheet 7 of 9)
- Post Cover - Existing Post with Adhesive Anchor (see sheet 8 of 9)
- ⊙ Post Cover - Existing Post with Concrete Anchor (see sheet 9 of 9)

For more information on bollard post installation, please visit:  
[www.reliance-foundry.com/bollard/installation-bollards](http://www.reliance-foundry.com/bollard/installation-bollards)

## Care and Maintenance:

Reliance's line of bollards are finished with a long-lasting powder-coating. Proper care and maintenance are required. Regularly-performed inspections and routine cleaning will ensure that a bollard retains its aesthetic appeal and does not become damaged by the elements.

See Reliance Foundry's maintenance guide at:  
[www.reliance-foundry.com/bollard/maintenance-bollards](http://www.reliance-foundry.com/bollard/maintenance-bollards)

### Notes:

- 1) Bollard post is provided as shown. Concrete, foundation and/or installation ordered separately or provided by others.
- 2) Minimum foundation sizes depend on local soil conditions, weather conditions, and engineering requirements.
- 3) Dimensions provided herein is for reference only. Please consult Reliance Foundry sales professionals if any dimension is critical to your particular installation.
- 4) Reliance Foundry reserves the right to amend design and specifications without prior notice for product improvement.

### PARTS LIST

ITEM	QTY	PART NUMBER	DESCRIPTION	MATERIAL	WEIGHT
1	1	R7532B	R7532 Base	Ductile Iron Powder Coated	195 lbs
2	1	R7532C	R7532 Cap	Ductile Iron Powder Coated	25 lbs
3	1	Drop-in Concrete Insert 3/4"	Drop-in Concrete Insert 3/4" - requires 1" x 3 1/8" hole (dia. x depth)	Steel Plated	1/2 lbs
4	1	R7500BAR 3/4"	R7500 Threaded Bar 3/4" Custom Order Length	Steel Plated	TBD
5	1	Washer 3/4" OD 3 1/2"	Washer 3/4" OD 3 1/2" Thick 1/4"	Steel Plated	5/8 lbs
6	1	Hex Nut 3/4"	Hex Nut 3/4" - requires 1 1/8" wrench	Steel Plated	1/8 lbs
7	3	Hexagon Socket Set Screw 3/8" x 5/8"	Hexagon Socket Set Screw 3/8" x 5/8" - requires 3/16" hex key	Stainless Steel	
8	3	Polyethylene Plug 3/8"	Polyethylene Plug 3/8"	LDPE Black	

**RELIANCE FOUNDRY**  
— SINCE 1925 —

Unit 207, 6450 - 148 Street, Surrey, BC V3S 7G7, Canada  
1-877-789-3245 info@reliance-foundry.com  
[www.reliance-foundry.com](http://www.reliance-foundry.com)

TITLE

**Bollard R-7532**

SIZE

C

DWG NO

R7532

REV

C4

COPYRIGHT RESERVED THIS PLAN DRAWING AND DESIGN ARE, AND AT ALL TIMES REMAIN, THE EXCLUSIVE PROPERTY OF RELIANCE FOUNDRY CO. LTD.

NOT TO SCALE

SHEET 9 OF 9